

JET 22-44 Pro-3 Drum Sander

Our JET 22-44 Pro-3 Drum Sander quickly became a favorite of wood workers because of its durability, huge capacity, ease of use and exceptional surface smoothing capabilities. In addition to the wide range of sanding grits, our variable feed rate and exclusive SandSmart™ technology provide unrivaled control over the sanding process.

The JET 22-44 Pro-3 Drum Sander has the capacity to handle surprisingly large jobs despite its 52"-tall by 41"-long dimensions. The JET 22-44 Pro-3 Drum Sander can sand material up to 4"-thick and 44"-wide (2 passes). The design of the drum and conveyor also mean that it can handle material as short as 2 ¼"-long and down to 1/32"-thick! And, we are so sure of the heavy-duty construction and design that we cover the JET 22-44 Pro-3 Drum Sander with our 5-year warranty!



Built around massive steel columns, the JET 22-44 Pro-3 is as tough as it is accurate.

Tough Structure

The JET 22-44 Pro-3 Drum Sander is built around a rigid backbone. Massive 3"-diameter, thick walled steel posts provide the main vertical support for this 385 lb. machine. A specially engineered cast iron arm supports the drum assembly, insuring accurate, repeatable sanding. The table and motor are also rigidly supported on heavy gauge steel brackets.

The wide stance cast aluminum legs keep the JET 22-44 Pro-3 Drum Sander exceptionally stable during use. The high quality casters at the end of each leg feature smooth rolling, non-marring polyurethane tires. Each full swivel caster has a foot operated lever that locks the swivel and wheel.

A full-width hinged shroud around the drum improves safety while enhancing dust collection. A 4"-diameter port on the outfeed side of the shroud lets you connect standard dust collector hose (no adapters needed) to keep the shop clean and extend the life of the abrasive.




The JET 22-44 Pro-3 Drum Sander has the power and versatility to make your shop more efficient.



Even the high end, full swivel locking casters with their polyurethane tires are standard equipment.

Motors and Switching



The 3 HP primary motor that drives the drum (left) and the 1/30 HP motor that controls the conveyor (right) make the JET 22-44 Pro-3 more versatile. Using the separate conveyor motor also allowed adding our exclusive SandSmart circuitry.

The JET 22-44 Pro-3 Drum Sander uses two independent motors, one turning the sanding drum and the other the conveyor belt. The larger motor for the drum produces 3 HP on 1 phase, 230V (only) power. This TEFC (totally enclosed fan cooled) motor is rated using a continuous

duty cycle to provide the clearest indication of its true power. This continuous duty cycle design also means the motor will stand up to extended heavy usage.

The conveyor belt is driven by a 1/30 HP DC motor. Using this special variable speed motor also allowed the development of our patented SandSmart™ technology discussed in detail later in this article

Using these two high quality motors means you have plenty of power for even the toughest jobs. They also provide the flexibility and control you need for precision sanding.

The JET 22-44 Pro-3 Drum Sander is controlled with an industrial style magnetic switch that protects the motor from potentially harmful power fluctuations. This switch also has a safety function because it prevents the machine from restarting on its own should the power go out and then come back on unexpectedly. Once the power goes out, the operator must push the On button to restart the JET 22-44 Pro-3 Drum Sander.



The industrial style magnetic switch protects the motor from variations in the electrical power and you from unexpected restarts should the power go out and then come back on.

Precision Drum



The precision machined drum insures sanding very flat, smooth surfaces without vibration.

The JET 22-44 Pro-3 Drum Sander is built around our heavy-duty 5"-diameter aluminum drum that has been precision machined to insure straightness and balance. The drum spins at 1600 RPM and is adjustable in height and downward pressure to virtually eliminate snipe. That insures the smoothest possible surface and maximum abrasive life.

The 22" wide drum is supported on both ends by sealed,


permanently lubricated ball bearings. The drum assembly is mounted in a truss-like carriage arm for superior strength and rigidity. This system also makes aligning the drum to the table surface easy. That means consistent performance with minimal adjusting by the operator.

The drum is equipped with patented abrasive take-up fasteners that make changing the abrasive strips fast and easy. We also include our exclusive Tuf Tool™ that makes operating the take-up fasteners a no-strain event.



Our special Tuf Tool makes changing abrasive strips easier.

Table and Feed



The expansive conveyor surface is expanded even further with the included steel extension tables. (left) Easy to use conveyor belt tension adjusters (right) even have the necessary wrench captured on the bolt!

The generous 23"-wide by 30 3/4"-long conveyor platform is augmented by the included 10"-deep by 24"-wide steel extension tables. That provides 51" of overall support that handles the big jobs with ease.


The conveyor belt features easy to use tension and tracking adjusters. Each adjuster has a built-in wrench captured on the threaded shaft so you never have to look for a tool to make a small adjustment! Plus, our patented conveyor belt TRACKERS™ dramatically reduce the need for manual belt adjustments.

The specially designed, no-give conveyor belt moves over a precision flattened steel bed so the wood is always on a true surface. That means super smooth, consistent sanding for the best possible results.

The JET 22-44 Pro-3 Drum Sander uses a separate feed motor to drive the conveyor belt. That insures consistency but also allowed us to develop our EXCLUSIVE SandSmart™ variable-feed control system. This infinitely variable feed rate control operates between 0 to 10 feet per minute so you can use the best rate for the job. The SandSmart™ technology also prevents straining the machine by sensing the load on the conveyor and automatically reducing the feed rate to help prevent burning of the wood or the abrasive.



Our exclusive SandSmart circuitry protects against overloads by automatically slowing the feed rate to prevent damage to the wood, abrasive strip or motor.



The large handwheel (left) makes table height changes effortless. The tool-free depth stop (right) makes sanding several boards to a precise thickness virtually automatic.

Table Height

A large, 7 3/4"-diameter cast-iron handwheel adjusts the table height within its 4" range. Each full turn of the handwheel changes table height by 3/32" for ultra precise sanding thickness control. The handwheel operates a screw and gear drive that controls both ends of the table to keep it level for maximum sanding accuracy.

An easy to use depth stop is built onto the support post and makes sanding many boards to a specific thickness fast, easy and very accurate. The depth stop is tool free so you can concentrate on sanding rather than finding a wrench!

Digital Read Out

The DRO (digital read out) comes pre-installed on the JET 22-44 Pro-3 Drum Sander (#649600). This digital measuring device makes setting ultra precise sanding depths, or returning to one with 0.01" resolution simple and easily repeatable. The DRO can be set to display either inch or mm readings with the push of a button. The battery as well as a spare is supplied with the machine.

The DRO has several distinct functions. Probably the most commonly used function is the "Absolute Measurement". Sand a piece of wood on the JET 22-44 Pro-3 Drum Sander, measure that thickness with digital calipers and then set the DRO to that dimension. You can then sand other pieces to match that thicknesses quickly with exceptional accuracy.

The DRO also has a "Relative Measurement" that can show the amount of material to be removed from a previously sanded board. "Hold" records a setting so you can return to it later. "TOL" (tolerance) allows setting upper and lower tolerance limits. All of the functions and their setting procedures are fully described in the instruction manual.

A gamut of great features including an extra powerful 3-HP motor, large capacity conveyor with infeed and outfeed tables and the precision of a dead flat table, balanced aluminum sanding drum backed with a DRO height adjustment system. As well the JET 22-44 Pro-3 comes equipped to be mobile with heavy duty double locking casters. The JET 22-44 Pro-3 is a great machine for anyone tackling jobs that require large pieces to be sanded from the hobbyist woodworker to the small job shop.



The included DRO has several functions, not the least of which is allowing ultra precise table to drum settings.